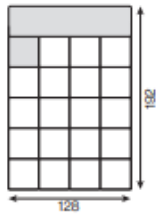
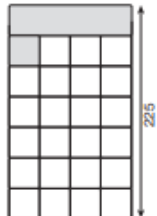


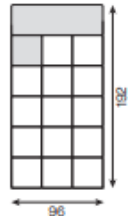
STUDIO LIVING



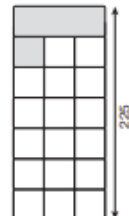
15-chaise longue with single armrest



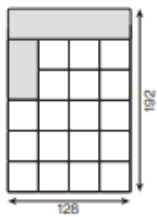
1.5-chaise longue deep with single armrest



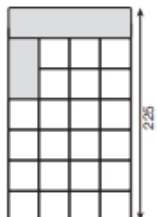
1-chaise longue with single armrest



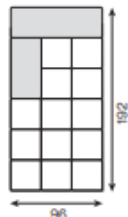
1-chaise longue deep with single armrest



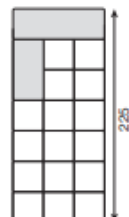
15-chaise longue with double armrest



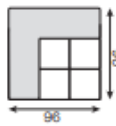
1.5-chaise longue deep with double armrest



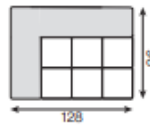
1-chaise longue with double armrest



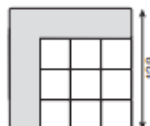
1-chaise longue deep with double armrest



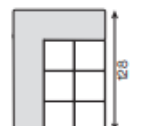
corner element



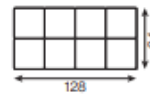
1.5-corner element



1.5-corner element deep



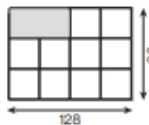
1-corner element deep



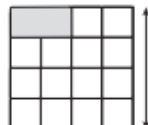
big pouffe



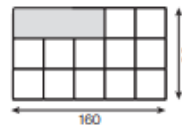
small pouffe



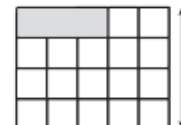
1.5-ottoman



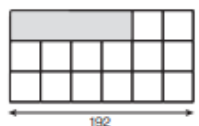
1.5-ottoman deep



2-ottoman



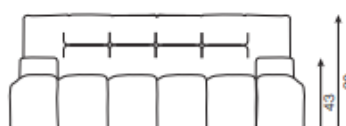
2-ottoman deep



2.5-ottoman



2.5-ottoman deep



2-seater sofa

All corners and modules can be with either a left or right-hand layout. The figure shows the left-hand side.